

# CRS/RPR "COMBO"



Your Source for Unparalleled Paralleling Solutions



Reel Power's CRS/RPR Combo shown with a RPR-45 and an independent RPR-15 for a ground or smaller diameter wire and optional casters.

CABLE REEL STAND

CRS-48-054



Cable Reel Stands - All Sizes

CRS96

CRS72

CRS60

CRS48

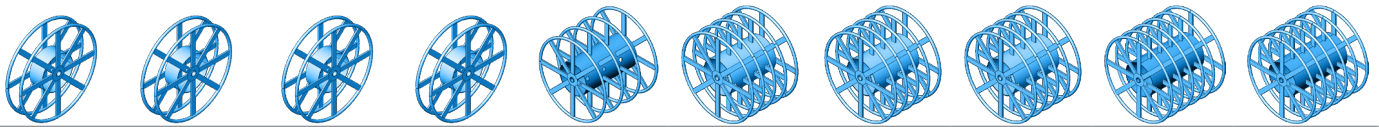
RPR = Reel Power Paralleling Reel CRS = Cable Reel Stand

# CRS/RPR "COMBO"



*Your Source for Unparalleled Paralleling Solutions*

The Reel Power combo is constructed of all tubular welded steel. Our stands are complete with a 2" diameter solid steel shaft, cam roller bearings that allow for easy reel payout, shaft safety locks with locking pin and a maximum reel weight of 5,000 lbs. load the reel(s) at your facility and deliver right to the job-site. the contractor can either manually roll the combo unit into place using our wheel/ floor locking combination or simply move it with a forklift or pallet jack to begin the pull immediately. Set-up time is obsolete, simply start the "pull."



Models	RPR -15 40" DIA 8" W	RPR -15-01 40" DIA 6" W	RPR -15-06 48" DIA 8" W	RPR -15-08 48" DIA 6" W	RPR -35-001 40" DIA 32" W	RPR -35-004 40" DIA 24" W	RPR -45-01 40" DIA 26" W	RPR -45-04 48" DIA 26" W	RPR-55 40" DIA 32" W	RPR-55-06 48" DIA 32" W
Wire Size (OD Inches)	FT/ Compartment	FT/ Compartment	FT/ Compartment	FT/ Compartment	FT/ Compartment	FT/ Compartment	FT/ Compartment	FT/ Compartment	FT/ Compartment	FT/ Compartment
750 MCM	462	346	723	542	476	496	233	361	233	355
600 MCM	553	415	866	650	577	604	286	443	286	436
500 MCM	727	545	1138	853	770	812	389	602	389	592
400 MCM	877	658	1373	1030	939	995	478	739	478	739
350 MCM	981	736	1537	1152	1056	1122	541	836	541	824
300 MCM	1114	836	1745	1308	1206	1284	621	960	621	946
250 MCM	1291	968	2022	1516	1406	1501	728	1126	728	1110
4/O	1597	1198	2501	1875	1754	1879	915	1414	915	1395
3/O	1928	1446	3018	2264	2130	2288	1118	1727	1118	1704
2/O	2318	1738	3629	2722	2576	2774	1359	2099	1359	2071
1/O	2768	2076	4334	3251	3092	3336	1639	2531	1639	2497
1 GA	3169	2377	4962	3721	3553	3839	1889	2917	1889	2878
2 GA	4285	3213	6709	5031	4837	5241	2587	3994	2587	3943
3 GA	5077	3808	7950	5962	5752	6241	3086	4764	3086	4702
4 GA	5999	4499	9392	7044	6817	7406	3667	5661	3667	5588
6 GA	9717	7288	15214	11411	11128	12127	6026	9300	6026	9182
8 GA	13332	9999	20873	15655	15329	16733	8330	12855	8330	12693
10 GA	23127	17345	36209	27157	26745	29260	14603	22532	14603	22252
12 GA	36247	27185	56750	42562	42068	46091	23039	35546	23039	35107
14GA	49588	37191	77638	58228	57672	63238	31638	48812	31638	48211

RPR = Reel Power Paralleling Reel CRS = Cable Reel Stand

# CRS/RPR "COMBO"



Your Source for Unparalleled Paralleling Solutions











**STANDARD 2 1/8" LOCKING REEL COLLAR**



**OPTIONAL BELT GAP INDICATOR**



**REMOVABLE 8" X 2" POLYURETHANE WHEELS**

Popular Reel Configurations				
	4x	RPR-15	Single Compartment Reel Measuring	40" OD x 16" ID x 8" W
	5x	RPR-15-01	Single Compartment Reel Measuring	40" OD x 16" ID x 6" W
	1x	RPR-35-002	Three Compartment Reel Measuring	40" OD x 16" ID x 24" W
	1x	RPR-15	Single Compartment Reel Measuring	40" OD x 16" ID x 8" W
	1x	RPR-45	Three Compartment Reel Measuring	40" OD x 16" ID x 32" W
	1x	RPR-45-01	Four Compartment Reel Measuring	40" OD x 16" ID x 26" W
	1x	RPR-15-01	Single Compartment Reel Measuring	40" OD x 16" ID x 6" W
	1x	RPR-55	Five Compartment Reel Measuring	40" OD x 16" ID x 32" W
	4x	RPR-15-06	Single Compartment Reel Measuring	48" OD x 16" ID x 8" W
	1x	RPR-35-004	Four Compartment Reel Measuring	48" OD x 16" ID x 24" W
	1x	RPR-15-06	Single Compartment Reel Measuring	48" OD x 16" ID x 8" W
	1x	RPR-45-04	Four Compartment Reel Measuring	48" OD x 16" ID x 26" W
	1x	RPR-15-08	Single Compartment Reel Measuring	48" OD x 16" ID x 6" W
	1x	RPR-55-06	Five Compartment Reel Measuring	48" OD x 16" ID x 32" W

# CRS/RPR "COMBO"



*Your Source for Unparalleled Paralleling Solutions*

## Standard Cable Reel Stands:

<b>CRS48</b>	48" dia. X 32" wide X 5,000 lbs.
<b>CRS60</b>	60" dia. X 36" wide X 5,000 lbs.
<b>CRS72</b>	72" dia. X 45" wide X 5,000 lbs.
<b>CRS96</b>	96" dia. X 60" wide X 10,000 lbs.
<b>CRS124</b>	120" dia. X 72" wide X 20,000 lbs.

\*Shown with 2" shafts




CRS96

CRS72

CRS60

CRS48



RPR-45

## Standard Paralleling Reel Sizes:

### **RPR 35**

40" diameter x 16" i.d. x 32" wide  
3 compartments

### **RPR 45**

40" diameter x 16" i.d. x 32" wide  
4 compartments

### **RPR 55**

40" diameter x 16" i.d. x 32" wide  
5 compartments